

**North runway**  
(06L-24R)

**South runway**  
(06R-24L)

## **SOUNDSCAPE ADVISORY COMMITTEE**

### **SUMMARY**

**Virtual Meeting – March 25, 2022**

# Soundscape Advisory Committee

## Summary of virtual meeting of March 25, 2022

### Present members:

Co-chairs: Martin Massé, Aéroports de Montréal

Citizens' representatives: Émilie Thuillier, representative of the City of Montréal and Mayor, Borough of Ahuntsic-Cartierville  
Tim Thomas, Mayor, City of Pointe-Claire  
Marc Doret, Mayor, City of Dorval  
Alan DeSousa, Mayor, Borough of Saint-Laurent

Airlines' representatives: Myrka Manzo, Air Canada  
Stefanie Rondou-Pontbriand, Air Canada  
Keith Lawless, Air Transat

Partners' representatives: Bernard Fortin, Transport Canada  
Jonathan Bagg, NAV Canada  
Luc Tremblay, NAV Canada  
Alain Michaud, NAV Canada

# Soundscape Advisory Committee

## Summary of virtual meeting of March 25, 2022

### Present members:

Aéroports de Montréal representatives: Karl Brochu  
Anne Marcotte  
Laurie Talluto  
Mark Ruel  
Sophie Prigent

### Absent members:

Stéphane Lapierre, Aéroports de Montréal  
Armand Hounto, Transports Québec  
Donald Doskas, American Airlines  
Lyne Michaud, Aéroports de Montréal

### Secretary:

Aéroports de Montréal : Anne-Marie Urban

# Soundscape Report 2021

## Highlights

- The total number of complaints increased by 17% compared to 2020 while the number of complainants decreased by 42%.
- The number of complaints linked to an air movement from an airport other than YUL or YMX increased by 16%.

### YUL :

- The number of air movements at YUL increased by 1% compared to 2020 while the number of complaints increased by 18%.
- Despite the increase in the number of complaints, the number of complainants decreased by 46%. For the year 2021, 85% of the complaints, or 25,190 complaints, were filed by 2 people.
- In 2021, the south runway was mainly used. This runway's flight path overflies south St-Laurent, Town of Mount-Royal, Villeray-St-Michel-Parc-Extension and Rosemont-La-Petite-Patrie.

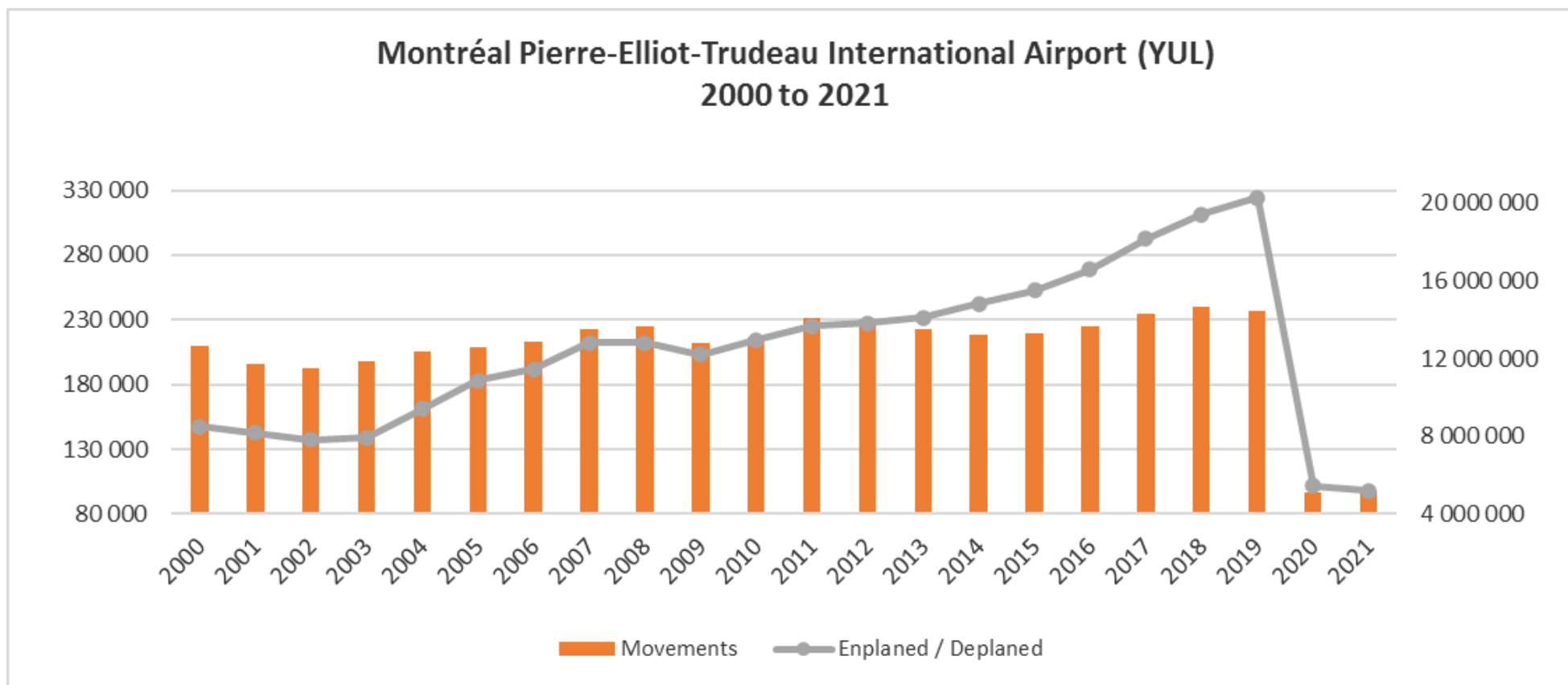
# Soundscape Report 2021

## Actions

- October 2021 – New « button » feature to submit complaints in one click with a cellphone. Between October and December 2021, 79% of the complaints were filed with this feature.
- October 2021 – Following complaints linked to leisure flights, ADM sent a letter to Transport Canada and NAV Canada to report the disturbance caused by planes flying the Ville-Marie circuit over Montréal.
- May 2021 – ADM communicated with the Airport General Manager of Saint-Hubert airport following complaints linked to the Boeing 737-200 night flights that take off from this airport and sometimes overfly densely populated areas of Montreal.
- Short-term runway closures information (a few hours) are posted on WebTrak.

# Soundscape Report 2021

## Movements YUL



# Soundscape Report 2021

## Overview (2019-2020-2021)

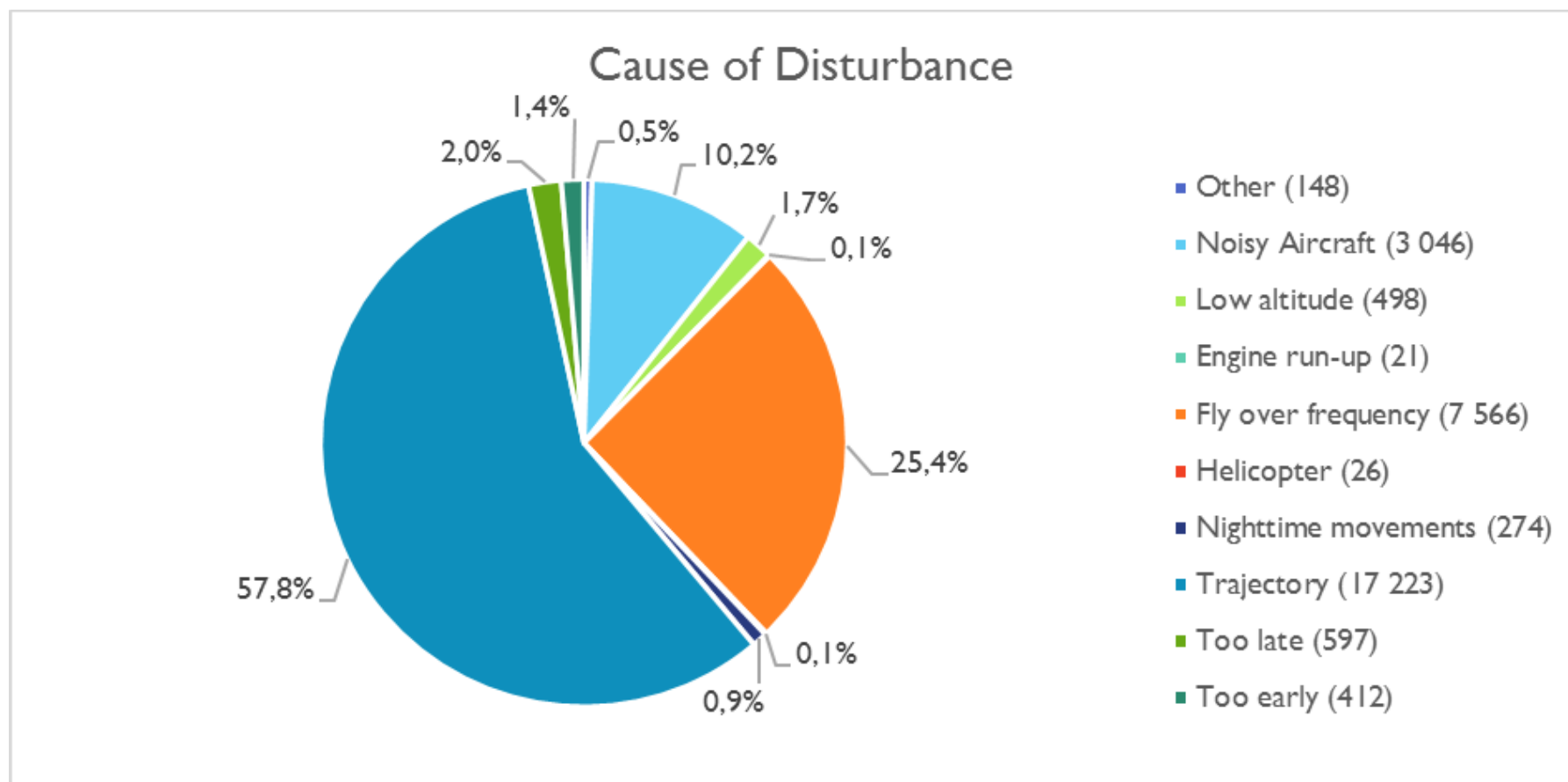
	2019	2020	2021
Complaints – Total	50,709	25,955	30,464
Complainants – Total	979	425	247
Complaints – YUL	48,273	25,259	<b>29,811</b>
Complainants – YUL	934	362	<b>195</b>
Complaints – YMX	82	88	56
Complainants – YMX	30	36	10
Complaints – Other airports	763	392	456
Complaints not linked to a flight *	1,591	216	48
Number of movements – YUL	235,988	96,359	<b>97,766</b>
Ad-hoc exemptions – YUL	1,086	375	<b>146</b>

\* Complaints that the ANOMS system could not link to a flight – government flights as well as military or police operations are not accessible in this system for security reasons.



# Soundscape Report 2021

## Complaints – YUL Movements

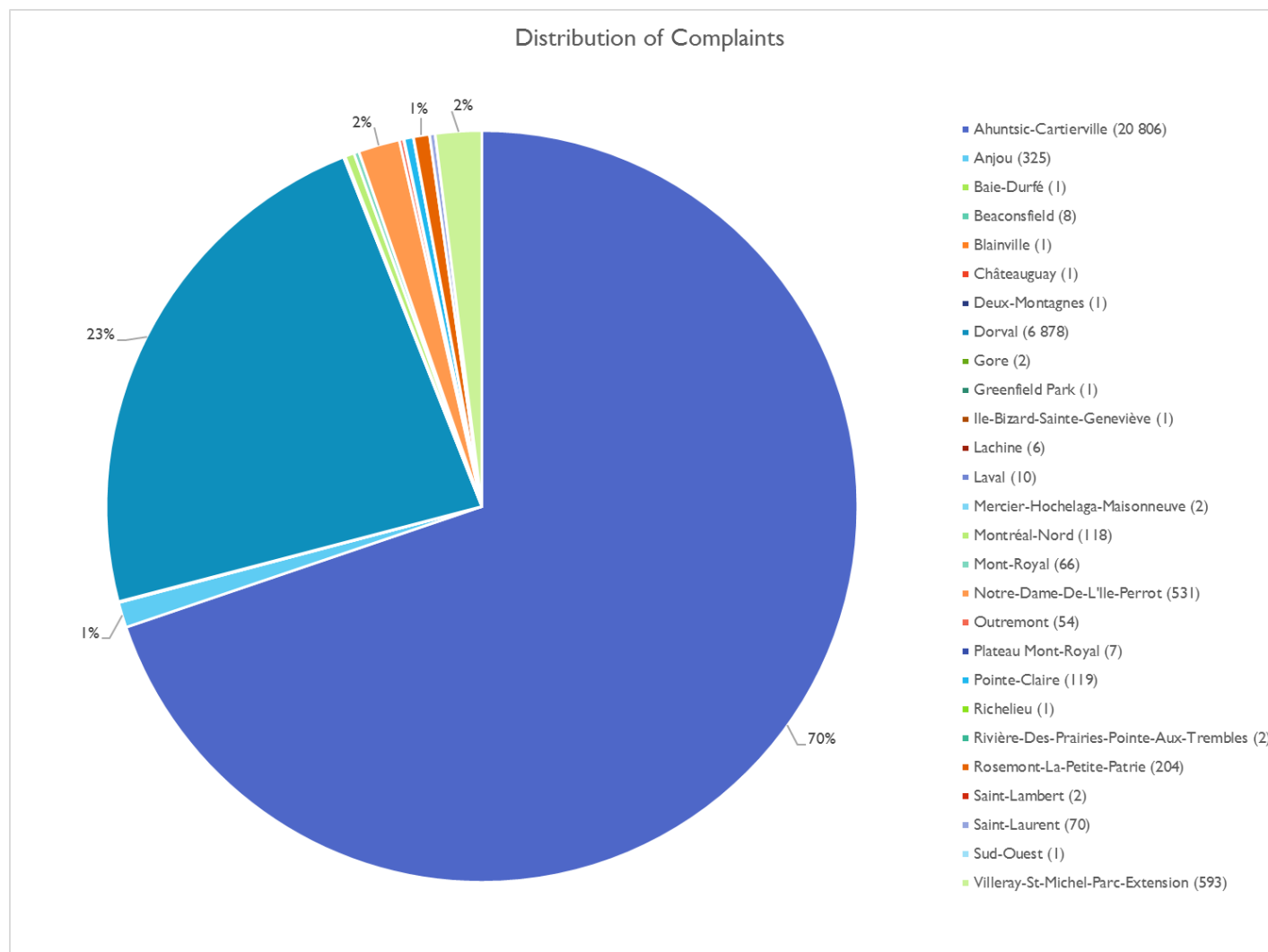






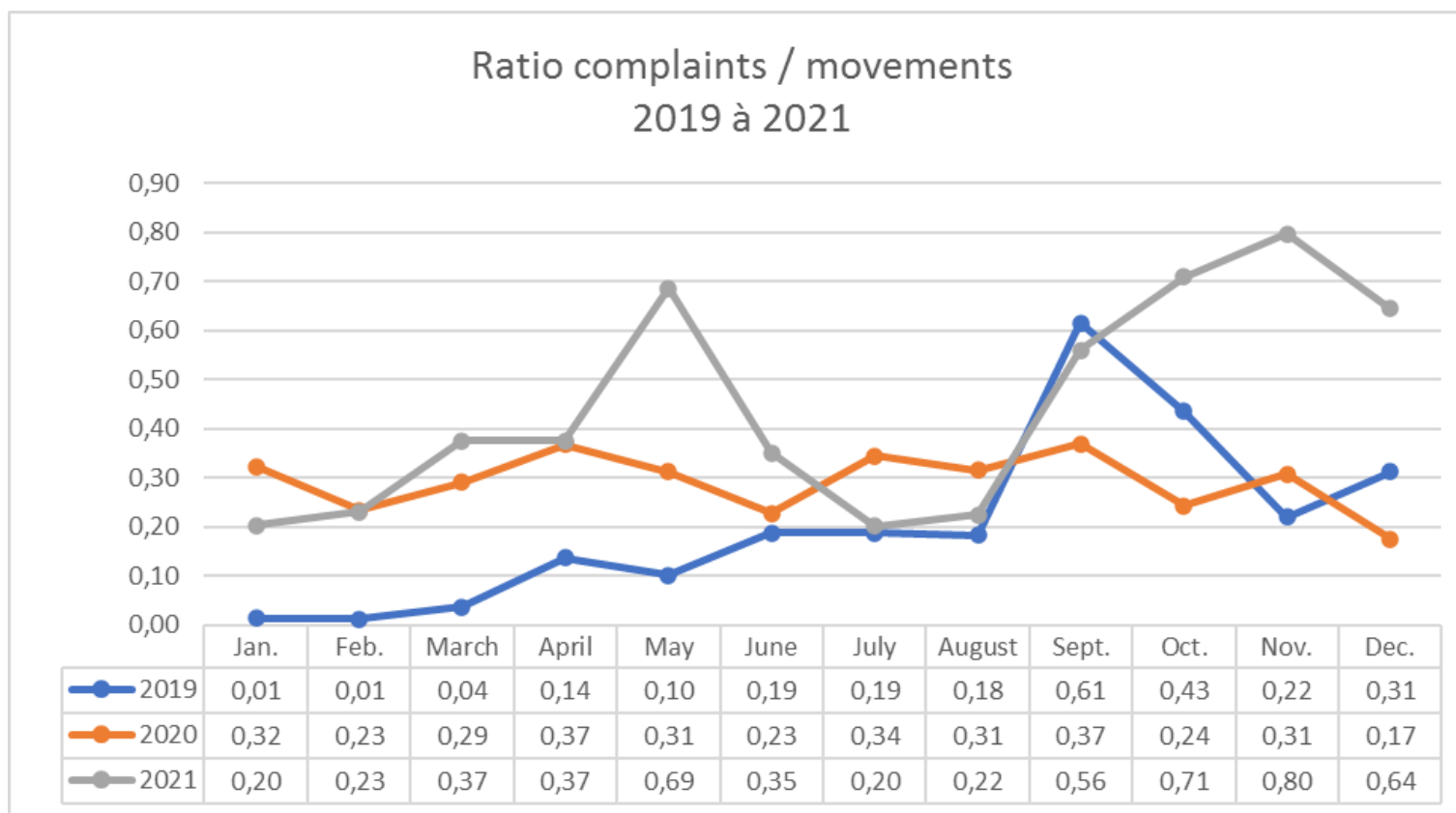
# Soundscape Report 2021

## Complaints – YUL Movements



# Soundscape Report 2021

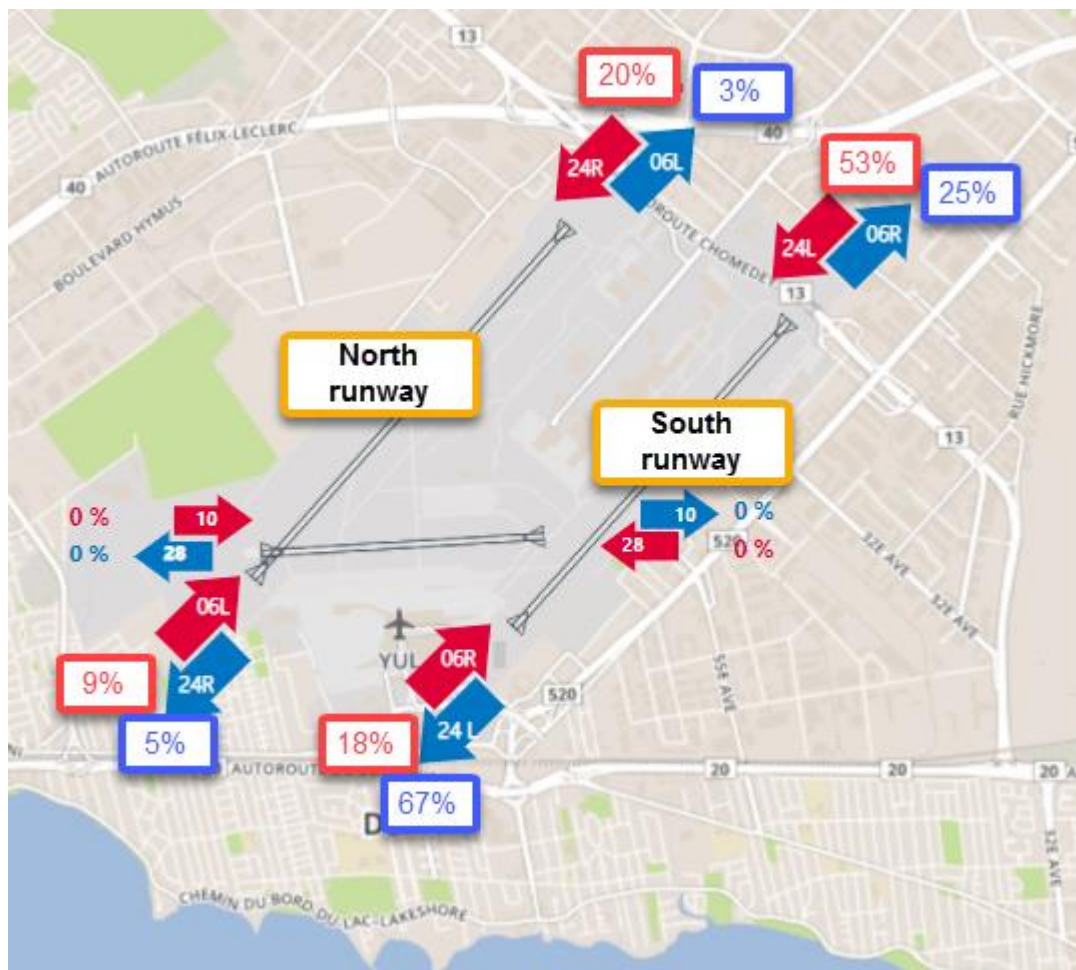
## Ratio complaints / movements YUL



Note: Since April 2020, ADM is no longer accepting complaints filed by email (including complaints submitted with AEROplainte). However, they are included in this graphic to show the level of disturbance despite the decrease of air movements compared to 2019.

# Soundscape Report 2021

## Distribution of air movements



## Distribution of complaints by runway:

	% of total of complaints
<b>Departures southwesterly winds</b>	<b>24%</b>
South runway (24L)	23%
North runway (24R)	1%
<b>Departures northeasterly winds</b>	<b>22%</b>
South runway (06R)	18%
North runway (06L)	4%
<b>Arrivals southwesterly winds</b>	<b>53%</b>
South runway (24L)	8%
North runway (24R)	45%
<b>Arrivals northeasterly winds</b>	<b>3%</b>
South runway (06R)	2%
North runway (06L)	1%



# Soundscape Report 2021

## Runway closures - YUL

**North runway (06L-24R)** – North Dorval, Pointe-Claire, north Saint-Laurent, Ahuntsic-Cartierville:

- From April 23 to May 17 – closed
- From June 2 to August 20 – closed
- From August 20 to November 24 – operational in peak periods to ensure fluidity

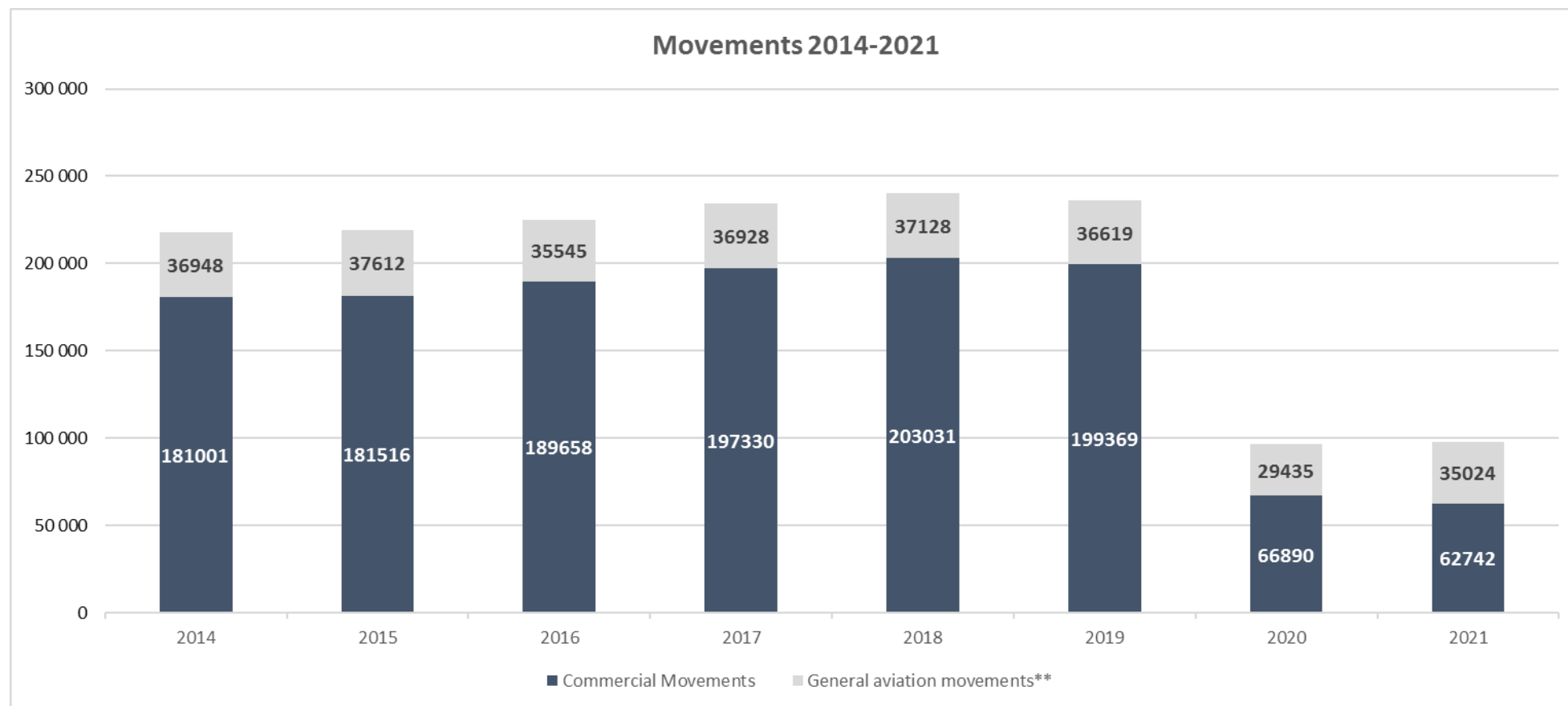
**South runway (06R-24L)** – South Dorval, south Saint-Laurent, TMR, Villeray-St-Michel-Parc-Extension, Rosemont-La-Petite-Patrie :

- From May 17 to June 2 – closed

- As of November 24 – both runways are operational at all times for the winter season

# Soundscape Report 2021

## YUL Movements

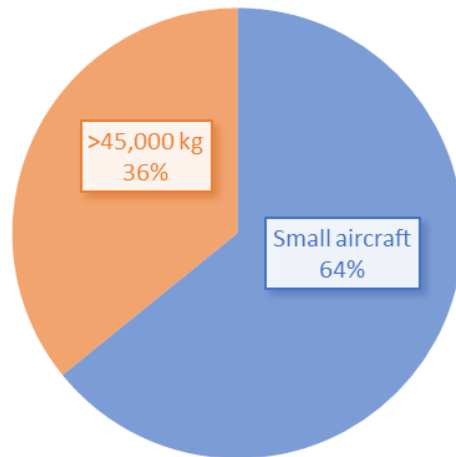


\*\* Represents all movements other than commercial at YUL

# Soundscape Report 2021

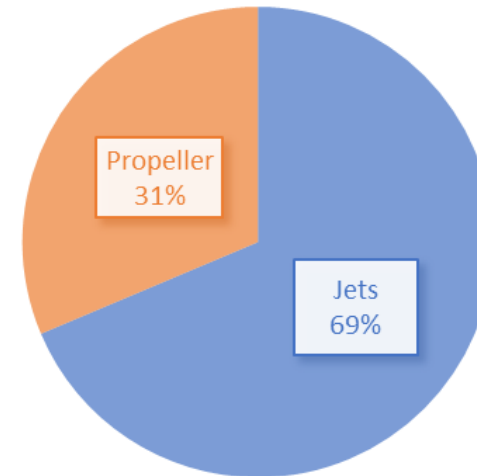
## YUL Movements

DISTRIBUTION OF AIR MOVEMENTS  
YEAR 2021, BY WEIGHT



Aircraft >45 000 kg: large planes (Airbus – Boeing)  
Small aircraft: less than 45,000 kg, small jets and propeller planes (Embraer, Dash-8)

DISTRIBUTION OF AIR MOVEMENTS  
YEAR 2021, BY AIRCRAFT TYPE



Jets – includes large planes (Airbus, Boeing) and small jets (Embraer, CRJ)  
Propeller – all turboprop and propeller aircraft (Dash-8, Beech)

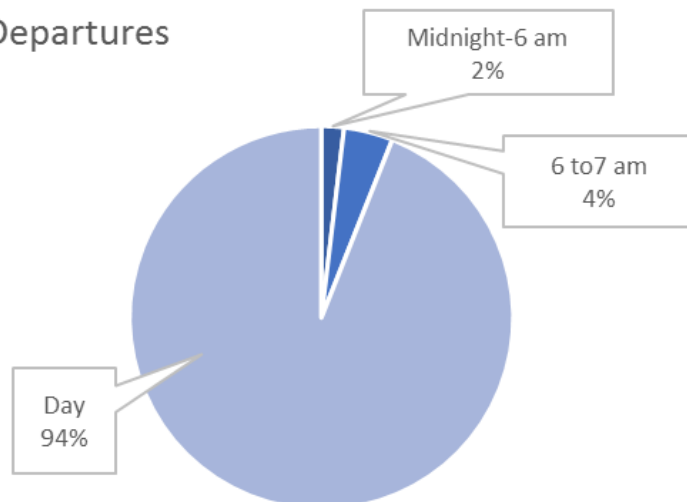


# Soundscape Report 2021

## YUL Movements

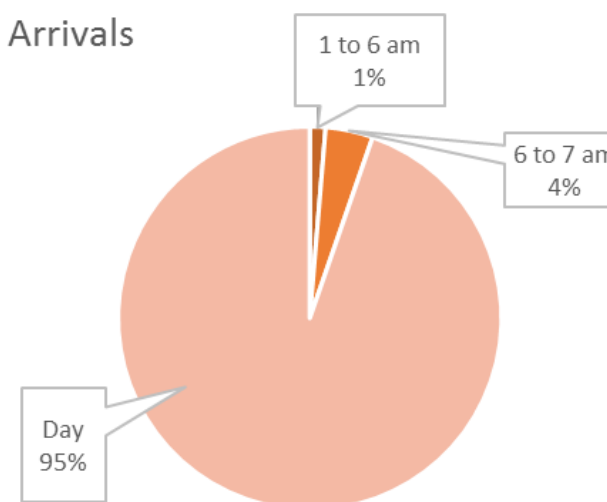
Distribution of movements 2021

### Departures



Distribution of movements 2021

### Arrivals



# Soundscape Report 2021

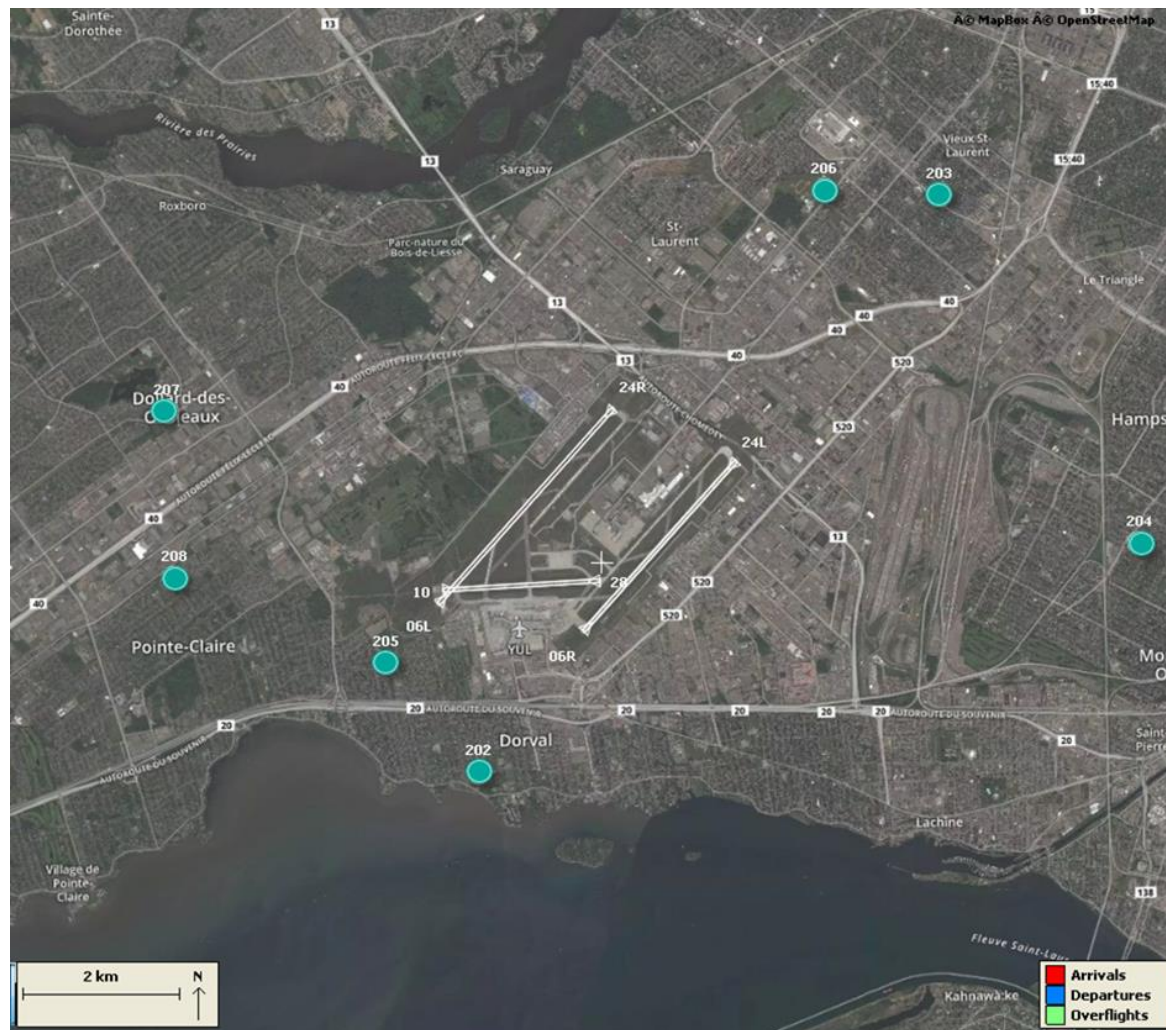
## YUL Movements – Restricted hours

### Exemptions:

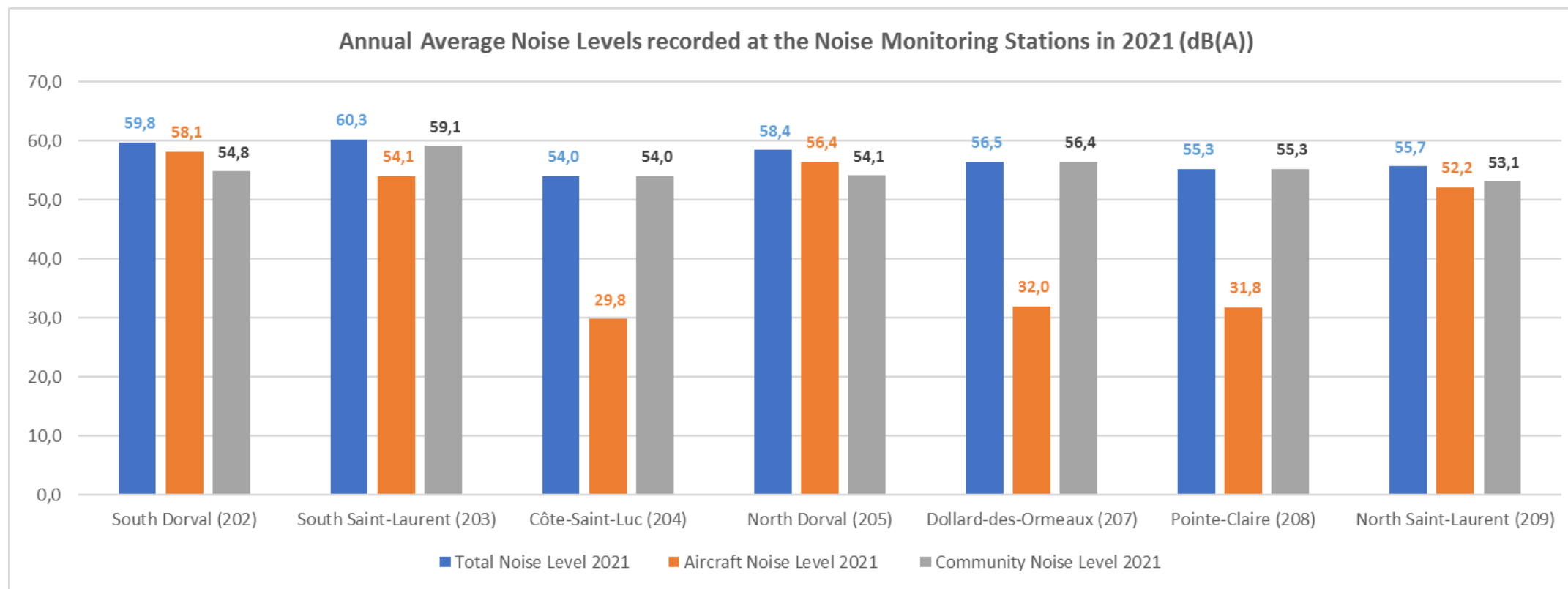
- 146 ad-hoc exemptions granted in 2021
- 27 exemption requests denied
- 24 infraction files transmitted to Transport Canada

# Soundscape Report 2021

## Noise Monitoring Stations



# Soundscape Report 2021



# Information Meetings

## Rehabilitation work of the north runway

- In collaboration with NAV Canada, we held 4 information meetings to inform citizens of alternative flight paths during the work on the north runway.
- Two meetings (French and English) for northeasterly winds configuration and two meetings (French and English) for southwesterly winds configuration.
- To inform citizens:
  - Newsletter
  - Web Site
  - Facebook
- Total number of participants: 99
- Recordings of the information meetings as well as an FAQ are available on the Web site at <https://www.admtl.com/en/adm/communities/soundscape/meetings>.

# Action Plan

## Fleet renewal at YUL

According to forecasts for summer 2022, a quarter of commercial movements would be operated with new generation aircraft:



### Airbus A220

- 50% reduction in noise footprint
- 25% reduction of fuel consumption
- Nitrogen oxide emissions:  
50% lower than CAEP/6\*  
standards



### Airbus A321neo

- 50% reduction in noise footprint
- 20% reduction of fuel consumption



### Boeing 737 Max

- 40% reduction in noise footprint
- 14% reduction of fuel consumption and  
GHG emissions
- Nitrogen oxide emissions:  
50 % lower than CAEP/6\* standards

\* ICAO technical committee – Committee on Aviation Environmental Protection