



Aéroports
de **Montréal**

North runway
(06L-24R)

South runway
(06R-24L)

A decorative graphic consisting of three parallel diagonal stripes in red, dark blue, and light blue, extending from the top right towards the center of the page.

SOUNDSCAPE ADVISORY COMMITTEE

SUMMARY

Virtual Meeting – December 10, 2021

Soundscape Advisory Committee

Summary of virtual meeting of December 10, 2021

Present members:

Co-chairs:

Martin Massé, Aéroports de Montréal
Stéphane Lapierre, Aéroports de Montréal

Citizens' representatives:

Émilie Thuillier, representative of the City of Montréal and Mayor, Borough of Ahuntsic-Cartierville

Airlines' representatives:

Myrka Manzo, Air Canada
Stefanie Rondou-Pontbriand, Air Canada
Keith Lawless, Air Transat
Donald Doskas, American Airlines

Partners' representatives:

Bernard Fortin, Transport Canada
David Deslauriers, Transport Canada
Armand Hounto, Transports Québec
Jonathan Bagg, NAV Canada
Luc Tremblay, NAV Canada
Étienne Tremblay, NAV Canada

Soundscape Advisory Committee

Summary of virtual meeting of December 10, 2021

Present members:

Aéroports de Montréal representatives: Karl Brochu
Anne Marcotte
Lyne Michaud
Laurie Talluto
Mark Ruel
Sophie Prigent

Absent members:

Citizens' representatives: Tim Thomas, Mayor, City of Pointe-Claire
Marc Doret, Mayor, City of Dorval
Alan DeSousa, Mayor, Borough of Saint-Laurent

Secretary:

Aéroports de Montréal : Anne-Marie Urban

Indicators – September to November 2021

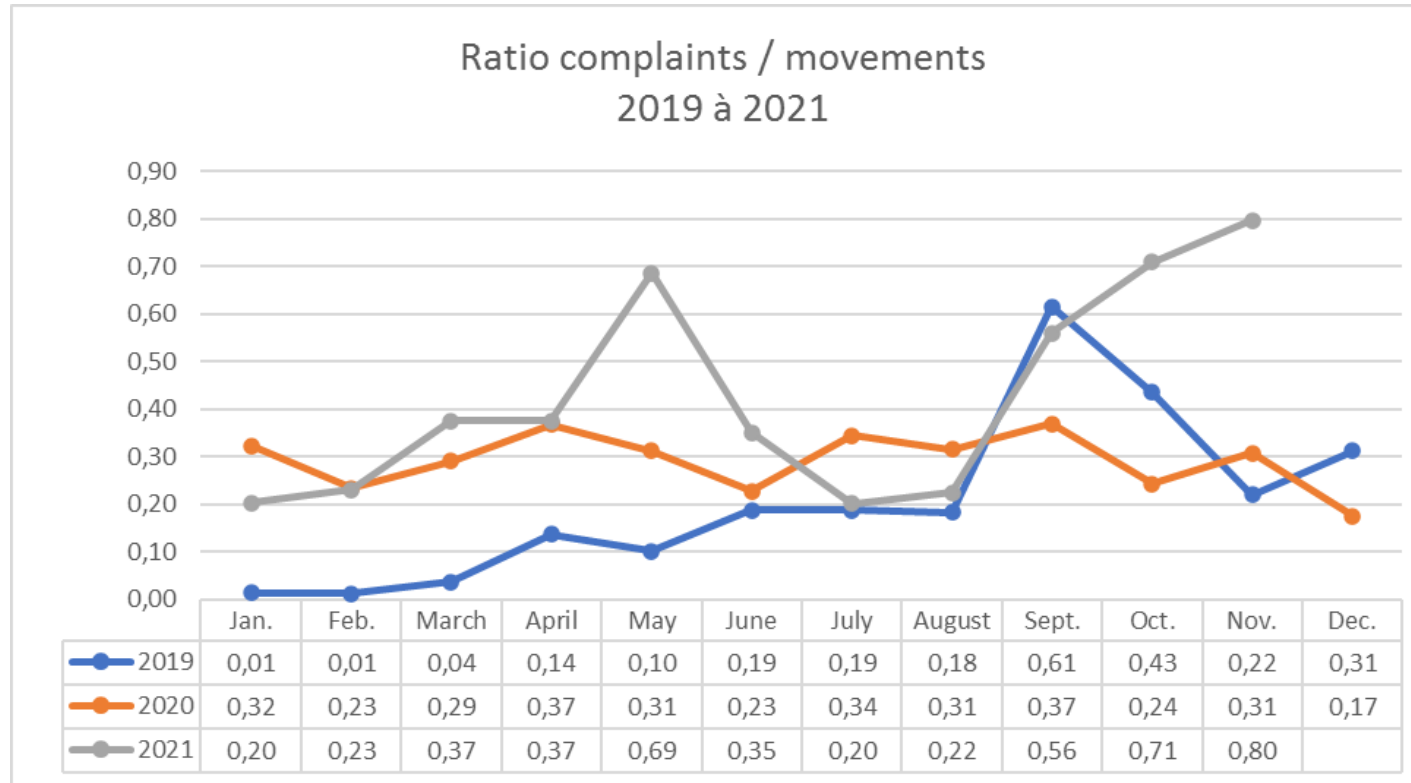
Overview 2020 vs 2021

Airport linked to the complaint	Number of complaints		Number of complainants	
	2020	2021	2020	2021
TOTAL	5,145	17,114	138	89
YUL	4,964	16,782	114	72
YMX	36	34	14	4
Other airport	102	234	27	11
Not linked to a flight *	43	64	24	21

* Complaints that the ANOMS program could not link to a flight – for security reasons, government flights as well as military or police operations are not transferred in ANOMS by NAV CANADA.

Indicators – September to November 2021

Ratio YUL complaints / movements



- Data for September to November include the 7,491 complaints filed with AEROplainte that are not included in the indicators because they were not transferred by the developer

Indicators – September to November 2021

Complaints linked to YUL

- 33,917 air movements at YUL (in 2019, there were 57,049 movements for the same period)
- 16,782 complaints / 72 complainants
- **94% of the complaints were filed by 2 people**
- 2% of the complaints are linked to a movement between midnight and 7 a.m.
- Location of top 5 complainants:

Ahuntsic-Cartierville	11,494
Dorval	4,221
Ahuntsic-Cartierville	298
Notre-Dame-de-l'Île-Perrot	156
Ahuntsic-Cartierville	82

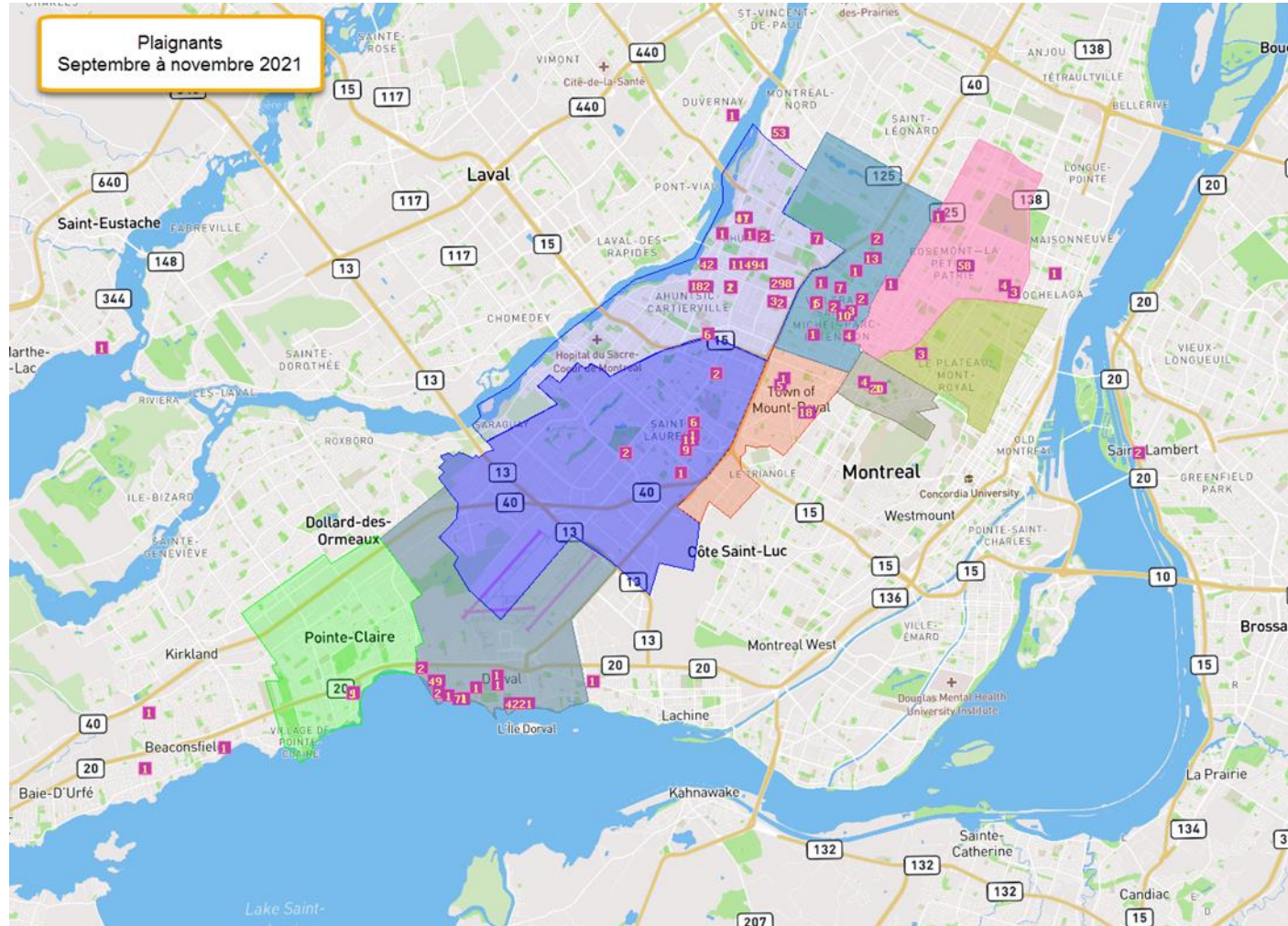
Indicators – September to November 2021

Complaints linked to YUL

Cause of disturbance	Number of complaints
Trajectory	10,620
Fly-over frequency	4,709
Noisy aircraft	793
Too late	220
Low altitude	166
Too early	120
Nighttime Movement	119
Helicopter	19
Other	16
TOTAL	16,782

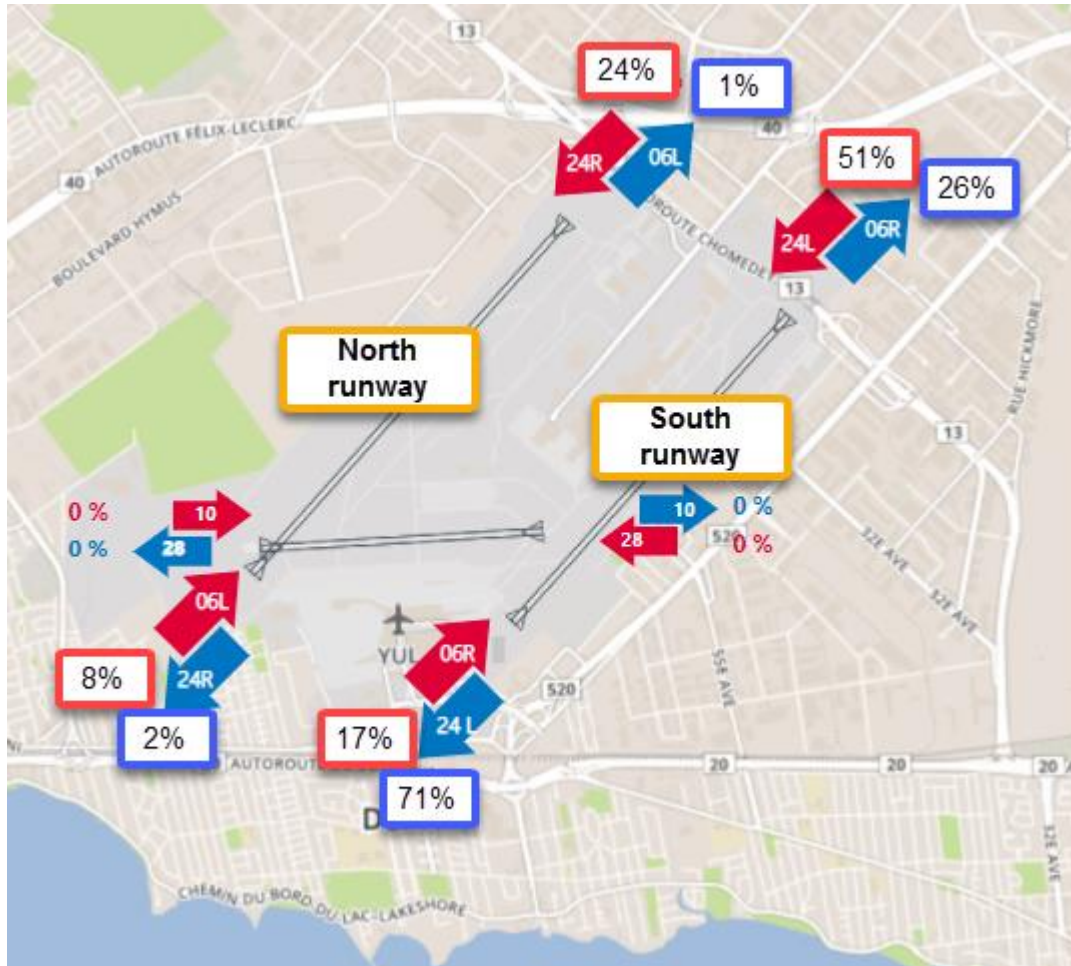
Indicators – September to November 2021

Complaints linked to YUL



Indicators – September to November 2021

Distribution of aircraft movements



Distribution of complaints by runway:

Runway	Arrivals	Departures
North runway Northeasterly winds (06L)	0.6%	0.7%
South runway Northeasterly winds (06R)	0.6%	19.2%
South runway Southwesterly winds (24L)	6.6%	25.3%
North runway Southwesterly winds (24R)	46.8%	47.0%

North Runway Rehabilitation Work

- The first phase of the rehabilitation work on the central section of the runway will be done from mid-March to the end of June.
- The north runway will be closed during the work.
- In order to ensure fluidity of the operations in peak periods, modified flight paths for departures could be put in place for some aircraft (small jets and propeller aircraft) during the work.
- If there are flight path modifications, ADM plans to hold virtual information meetings to inform citizens.



Soundscape Action Plan

The priorities of the action plan were reviewed in 2021, taking into account the results of the consultation held in 2020 and the constraints related to human and financial resources in the context of the pandemic.

Update – Schedule of prioritized actions:

Categories	Actions	Schedule
Nighttime Operations	<ul style="list-style-type: none"> Analysis of available methods to optimize our exemption system to reduce the number of exempted flights operating during restricted hours (comparison year 2019) <ul style="list-style-type: none"> Finalization of improvement measures and their implementation 	Q2 2022
	<ul style="list-style-type: none"> Analysis of the impacts of various night flight management systems based on aircraft noise level instead of weight 	Q2 2022
Quieter Fleet	<ul style="list-style-type: none"> Continue efforts with airlines to promote a quieter aircraft fleet at YUL <ul style="list-style-type: none"> Development of a Fly Quiet program : Benchmark of evaluation criteria and proposal of criteria for YUL 	Early 2022
Community	<ul style="list-style-type: none"> Disseminate the work of the committee and to put in place a means for the public to send their questions and comments 	

Soundscape Action Plan

- The analysis of responses to the online consultation on the action plan is completed and the full results will be sent to the Committee members and published on the website.
- Prioritized actions with the schedules will be published on the website.
- A newsletter will be sent to inform citizens on the prioritized actions as well as the updated results of the consultation.