



Aéroports  
de **Montréal**

**North runway**  
(06L-24R)

**South runway**  
(06R-24L)

A decorative graphic consisting of three parallel diagonal stripes in red, dark blue, and light blue, extending from the top right towards the center of the page.

## **SOUNDSCAPE ADVISORY COMMITTEE**

**SUMMARY**


Virtual Meeting – November 13, 2020

# Soundscape Advisory Committee

## Summary of virtual meeting of November 13, 2020

### Present members:

- Co-chairs: Martin Massé, Aéroports de Montréal  
Stéphane Lapierre, Aéroports de Montréal
- Citizens' representatives: Émilie Thuillier, representative of the City of Montréal and Mayor, Borough of Ahuntsic-Cartierville  
John Belvedere, Mayor, City of Pointe-Claire
- Airlines' representatives: Myrka Manzo, Air Canada  
Stefanie Rondou-Pontbriand, Air Canada  
Keith Lawless, Air Transat  
Donald Doskas, American Airlines
- Partners' representatives: Armand Hounto, Transports Québec  
Richard Beaudet, Transport Canada  
Luc Tremblay, NAV Canada  
Étienne Tremblay, NAV Canada
- Aéroports de Montréal representatives: Anne Marcotte  
Lyne Michaud  
Laurie Talluto  
Mark Ruel  
Sophie Prigent



# Soundscape Advisory Committee

## Summary of virtual meeting of November 13, 2020

### Absent members:

Citizens' representatives:

Edgar Rouleau, Mayor, City of Dorval  
Alan DeSousa, Mayor, Borough of Saint-Laurent

### Secretary :

Aéroports de Montréal :

Anne-Marie Urban



## Impacts COVID-19

Financial Results at September 30, 2020:

- In the third quarter, 89.9% decrease of passengers at YUL compared with the same period in 2019.
- For the quarter ended September 30, 2020, there was a deficiency of revenues over expenses of \$78.3 million, a decrease of \$125.7 million for the same period last year.
- ADM has adopted initiatives to reduce operating costs:
  - Temporary closure of certain areas of the terminal building
  - Temporary closure of one runway
  - Workforce reduction by 30%
  - The halting of all infrastructure projects except those related to safety and the REM station. The capital investment portfolio has been reduced by at least 50% this year and a further reduction is planned for 2021.



## Quieter fleet

One of the impacts of the pandemic related to the soundscape is the accelerated renewal of the fleet at some airlines, replacing older aircraft by new ones that are less noisy, like the Airbus A220 and A32 Neo.

- Air Canada withdrawal of B767 / E190 / A319
- Air Transat withdrawal of A330 / A310

## Complaints Update – Summer 2020

Complaints of June, July and August 2020:

Airport linked to the complaint:	Number of complaints	Number of complainants
YUL	4,868	164
YMX	38	18
Other airport	150	41
Not linked to a flight	54	25
<b>TOTAL</b>	<b>5,110</b>	<b>176</b>

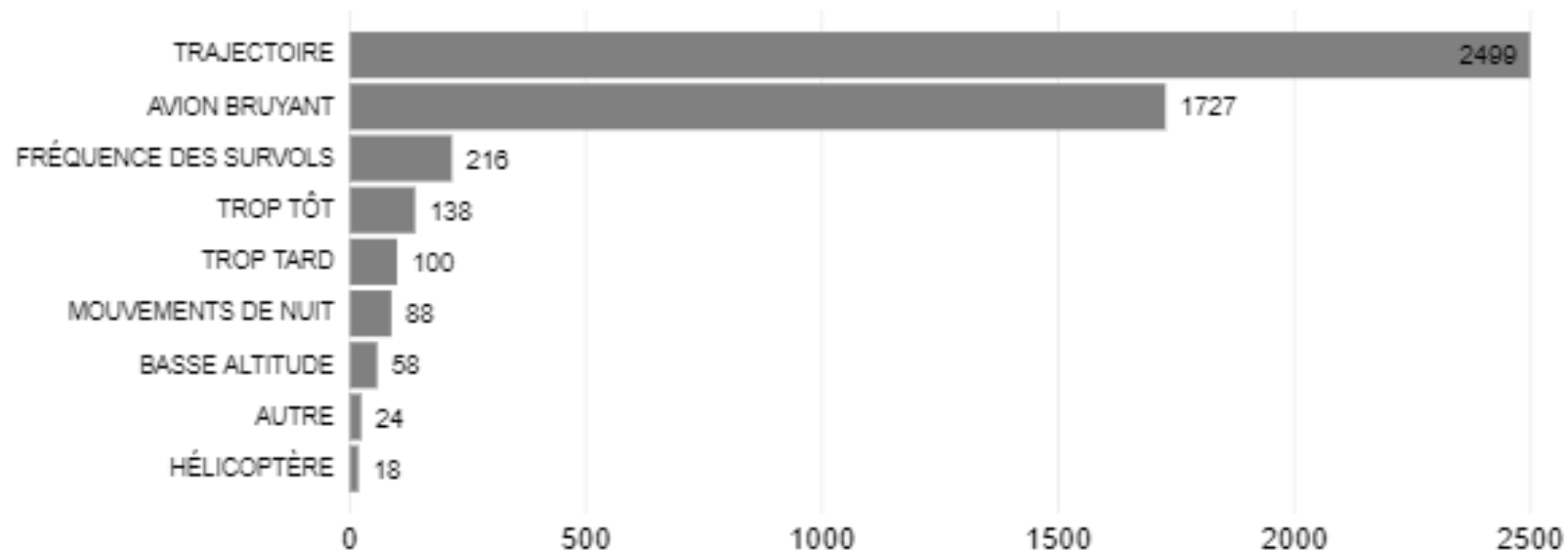
## Complaints Update – Summer 2020

### Complaints linked to YUL movements:

- 50% of the complaints were filed by 5 people
- 5% of the complaints are linked to a night movement (between 00:00 and 07:00)
  - 88 complaints on flights between 00:00 and 06:00
  - 138 complaints on flights between 06:00 and 07:00

## Complaints Update – Summer 2020

### Disturbance type



Nighttime movement: complaints for flights between 00:00 and 06:00

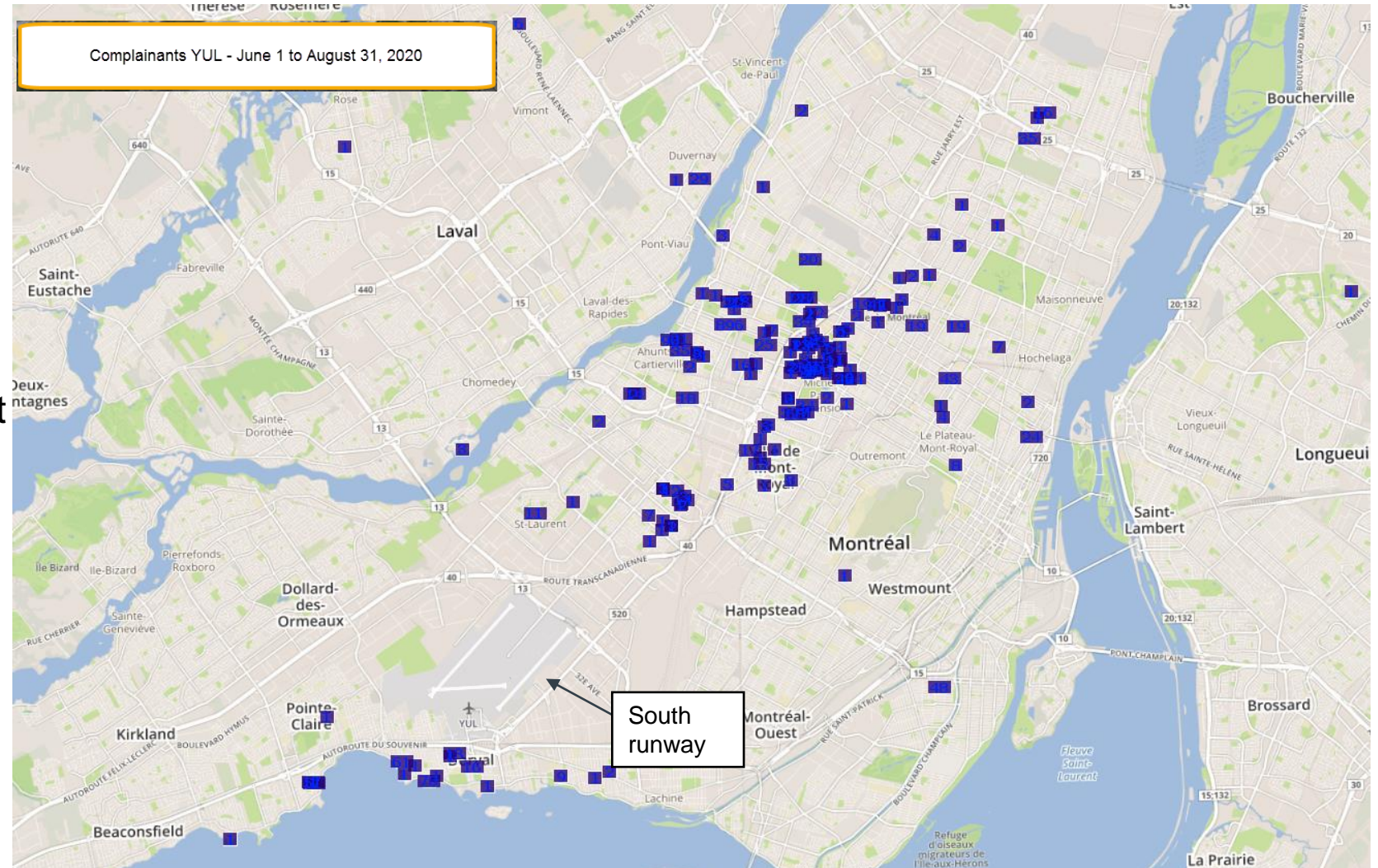
Too early: complaints for flights between 06:00 and 07:00

Too late: complaints for flights between 23:00 and 00:00



# Complaints Update – Summer 2020

ADM operated on one runway for the summer season, the south runway (06R-24L). Its flight path overflies the areas of Rosemont–La Petite-Patrie, Villeray-Saint-Michel-Parc Extension, Town of Mount-Royal, south Saint-Laurent as well as south Dorval.



## Complaints Update – Summer 2020

Comparison of the number of complaints vs number of movements:

- Usually, there are approximately 600 movements per day at YUL. During the summer of 2020, this number decreased to 120-140 movements per day, which represents a significant decrease.
- However, in June, July and August 2020, the ratio of the number of complaints versus the number of movements increased. For example, in July 2020, there was 1 complaint per 2.9 movements and in July 2019, there was 1 complaint per 5.3 movements.

	2019			2020		
	Movements	Complaints	Ratio complaints/ movements	Movements	Complaints	Ratio complaints/ movements
JUNE	20,694	3,860	1 / 5.4	4,438	1,006	1 / 4.4
JULY	21,808	4,077	1 / 5.3	5,712	1,963	1 / 2.9
AUGUST	21,983	3,997	1 / 5.5	6,038	1,899	1 / 3.2

## Schedules – Winter 2020/2021

### Departures between 6 a.m. and 7 a.m.:

- Regular flights:
  - Usually, 3 regular flights have a scheduled departure between 6 a.m. and 7 a.m. At the moment, only 1 of these flights is operating.
- Double rotations :
  - Flights operating double rotations to sun destinations are granted exemptions. However, the winter 2020/2021 promises to be as quiet as the summer of 2020. Airline schedules are changing daily since the load factor is not sufficient and they have to cancel flights.

# Consultation on the Soundscape Action Plan

- On-line consultation from December 20, 2019 to April 30, 2020
- 241 participants
- Questionnaire divided according to the 8 categories of the Action Plan
- At the committee meeting of February 28, 2020, it had been agreed to extend the consultation and to hold public workshops in the cities and boroughs. However, this had to be cancelled due to COVID-19.
- Preliminary results are presented to the committee. It was decided to publish the results in the spring of 2021 once the analysis is completed.